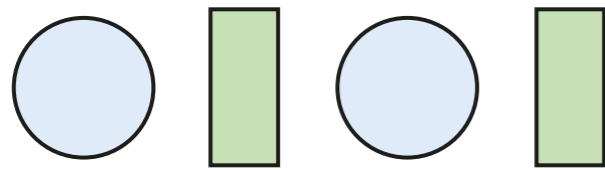

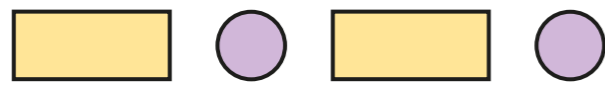



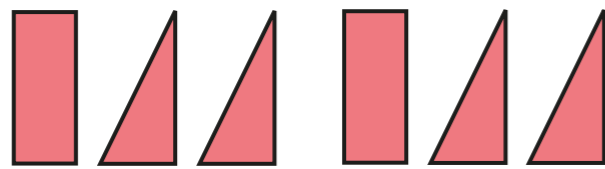

Make patterns with 2D shapes



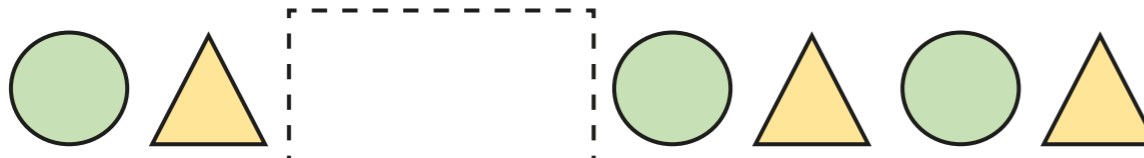
1 Draw the next two shapes in each pattern.

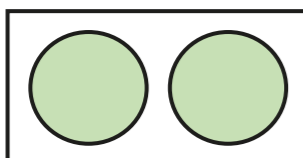
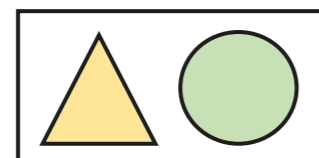
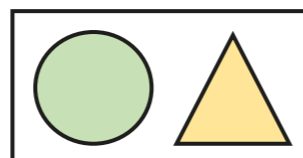
a)  

b)  

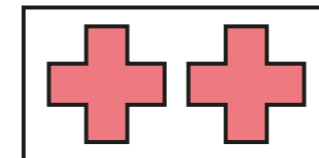
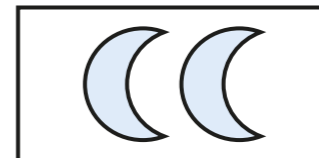
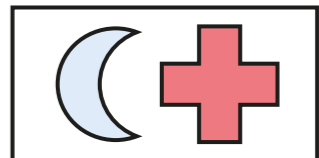
c)  

2 Tick the shapes that fit in each pattern.


a) 

b) 

3



My pattern goes:
circle, triangle, square,
then it repeats.

a) Draw the first 9 shapes in Rosie's pattern.



b) What is the name of the 10th shape in the pattern?

c) What is the name of the shape to the right of the 5th shape?



- 4 Mo makes a pattern using 4 rectangles, 4 triangles and 4 circles.

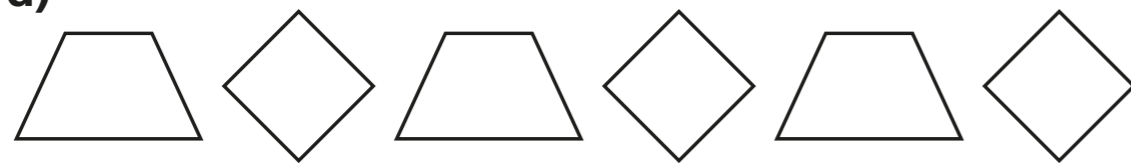
What could Mo's pattern be?

Draw two different possibilities.



- 5 Draw the 10th shape for each pattern.

a)



b)




- 6 Write your own repeating pattern of shapes.
For example: circle, rectangle, rectangle, circle, rectangle, rectangle ...

_____ , _____ , _____ , _____ ,
_____ , _____ , _____ , _____ .

Swap with a partner and draw each other's patterns.

- 7 Draw a shape in each box to make a repeating pattern.

You may want to practise on a whiteboard.

