

WALT: Infer



Infer

Inferring is a bit like being a detective



Literal + prior knowledge = inference

We can use clues and our own knowledge to think about and infer:

how a character might be feeling

what a character might be doing

how old a character is

what a setting might be like

What can we infer about how this character is feeling?



What are the clues?

I do



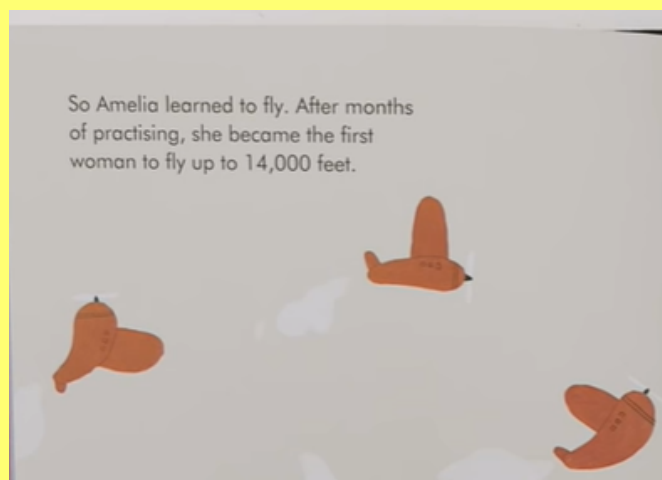
Does this tell us
Amelia was:

scared

sad

excited

We do

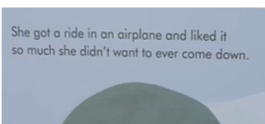


Does this tell us Amelia was lazy or determined?

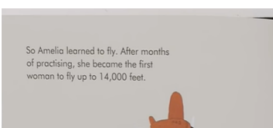
You do

Monday 30th November

WALT: Infer



How did Amelia feel after her flight? How do you know?



Does this tell us Amelia was lazy or determined?
